



Model	Voltage	Hz	HP	kW	SCFM	Pressure		Vacuum		Noise Level	Net Weight	
						mbar	"H2O	mbar	"H2O		kg	lbs
RB33-2-2	2	▶ 60	2	1.5	105	249	100	233	94	69 db(A)	28	62
						264	106	230	92		28	62
RB33-205-2	2	▶ 60	2.5	1.9	105	294	118	298	120	69 db(A)	30	66
						280	112	270	108		30	66
RB33-205-3	3	▶ 50		1.75	92	280	112	270	108	66 db(A)	30	66
RB33-305-3	3	▶ 60	3.5	2.7	105	350	141	350	141	69 db(A)	33	73
						295	118	380	153		33	73

*Refer to curves below for detailed performance data. Data subject to change without notice. Actual performance may vary by ±10%.

STANDARD FEATURES

- Housing - Aluminum
- Impeller - Aluminum, dynamically balanced
- Direct drive impeller
- Shock absorbing mounting base
- Quiet operation - below OSHA limits
- Inlet & outlet silencers included
- Motor shaft seal standard
- IP 54 TEFC 2 pole squirrel cage ac motor
- 40 Deg C ambient
- Class H insulation 1.15 service factor
- Performance tested ANSI/AMCA210-85
- Voltage
 - 1 = 1/60/50/115/230
 - 2 = 1/60/50/230
 - 3 = 3/60/208-230/460 3/50/220/380

3/60/208-230/460 & 3/50/220/380
 RB33-205-3 replaces HB-3319
 RB33-305-3 replaces HB-3326

1/60/115/230 & 1/50/220
 RB33-2-2 replaces HB-3315-1
 RB33-205-2 replaces HB-3319-1



ACCESSORIES

Note: To obtain warranty coverage on the blower a relief valve and filter are required.

Pressure Relief Valve RV-02
 Pressure Relief Valve RVA-02

Vacuum Relief Valve RV-02
 Vacuum Relief Valve RVA-02

Pressure Intake Air Filter F19P-150
 Vacuum Air Filter CSL-849-150HC

TECHNICAL DATA

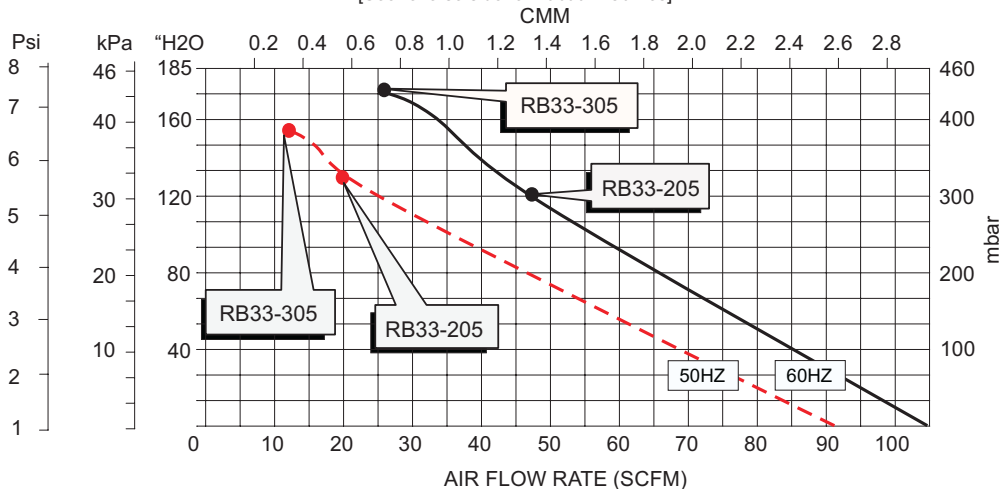
- [Available online www.all-star-usa.com]
- Performance Temperature Rise Curves
- AutoCad files
- Parts List
- Full load amperage



RoHS Compliant

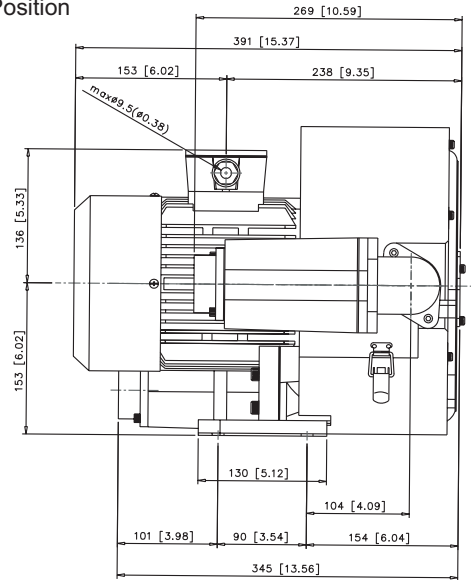
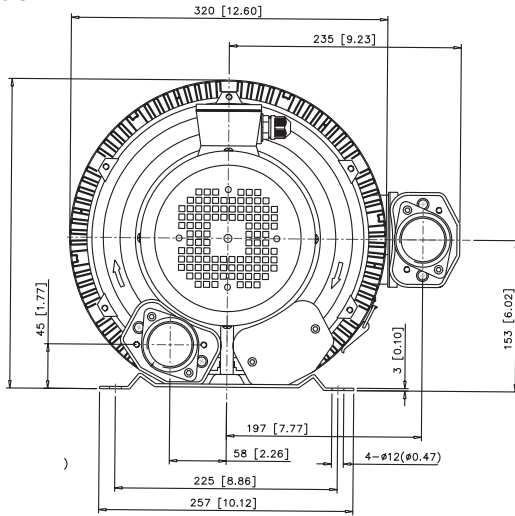
PRESSURE DATA CURVES ±10%

[See reverse side for Vacuum Curves]

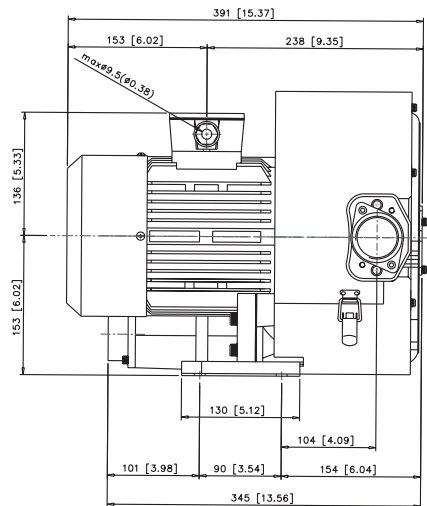
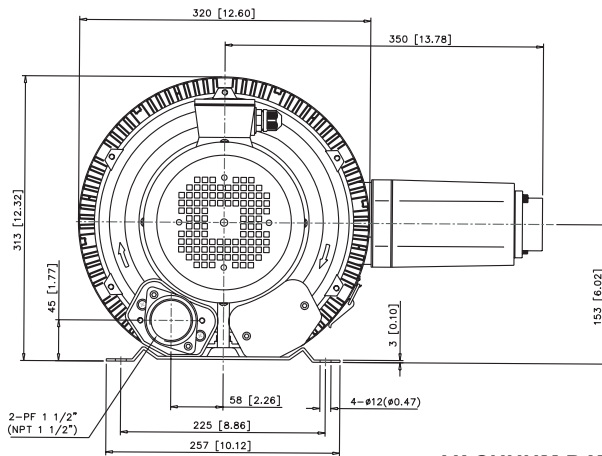




Assembly "A"
Discharge Silencer Position



Assembly "B"
Discharge Silencer Position



VACUUM DATA CURVES

